

TECHNICAL PAPER

AVX Varistors for Automotive Ethernet

**Akihiro Kado
Michael Kirk**

AVX Corporation
One AVX Boulevard
Fountain Inn, S.C. 29644 USA

Abstract

The ubiquity of high-performance sensor systems in modern automobiles (particularly electric and self-driving vehicles) has created immense pressure to develop automotive local area networking (LAN) solutions that offer high bandwidth, low latency, and low cost. Traditional wiring harnesses have become too heavy and complex to support these data and power needs.



AVX VARISTORS FOR AUTOMOTIVE ETHERNET

INTRODUCTION

The ubiquity of high-performance sensor systems in modern automobiles (particularly electric and self-driving vehicles) has created immense pressure to develop automotive local area networking (LAN) solutions that offer high bandwidth, low latency, and low cost. Traditional wiring harnesses have become too heavy and complex to support these data and power needs.

To date, wired ethernet has taken center stage in this quest, with manufacturers offering physical layer (PHY) devices for single twisted pair data transmission that complies with the latest IEEE 802.3 standards. In particular, considering the data demands of backup video cameras, self-

driving cameras, and LIDAR/RADAR object detection systems, the 802.3cg standard has become commonplace, offering 10 Mbps over a 25 m distance using a single twisted pair. In addition to data transfer, the same twisted pair is capable of providing power to sensor subsystems using power over ethernet (PoE) techniques. Most importantly, automotive single-pair ethernet accomplishes this while still adhering to robust EMI and EMC requirements.

This paper will show the advantage of the AVX OPEN Alliance 1000BASE-T1 certified parts for ethernet applications.

THE IMPORTANCE OF VARISTORS

When it comes to protecting electrical equipment from high voltage transients, metal oxide varistors (MOVs) are one of the most popular choices. These devices exhibit a reduction in resistance at high voltages, effectively absorbing the voltage spike and dissipating the energy as heat. Typical varistors are specified by their maximum voltage, the energy they can dissipate, their capacitance, and their response time. When protecting integrated circuits on high-speed

data lines, such as an automotive ethernet PHY, capacitance becomes the most critical parameter because it can directly affect the data waveform. Unfortunately, low capacitance generally implies small physical size, and in turn, low voltage and energy ratings. Achieving adequate ESD and EMI protection in a small form factor is a primary challenge for manufacturers today.

AVX VARISTORS FOR AUTOMOTIVE ETHERNET

AVX VARISTORS

AVX began shipping a selection of multi-layer varistors (MLV) in 1988 and entered the automotive supply chain in 2001. AVX has adopted bismuth oxide (Bi_2O_3)-based construction for its high reliability and has resulted in zero defective parts per million quality record since 2008. In addition, these devices meet the strict automotive quality standards (AEC-Q200, for example) and as such, are an ideal choice for protecting automotive Ethernet circuits.

| Multilayer Varistors Leadership | | Wide Range of Products | | Quality Focus | |
|---------------------------------|-------------------|--------------------------------|--------------------|---------------|--|
| Over 1 billion Units Sold | 0 dppm Since 2008 | 200+ Automotive MLV Components | AEC-Q200 Qualified | IATF 16949 | |

Figure 1: AVX Varistor History and Specifications

Depending on the specific requirements for size, capacitance, and energy protection, there are several different series of MLV devices to choose from. Three popular AVX lines are shown in figure 2:

| SMT MLV | | Leaded MLV | | CapGuard™ | |
|-------------------|------------------------------------|-------------------|----------------------------------|-------------------|----------------------------------|
| Case Size: | 0201 - 3220, Arrays | Case Size: | Radial, Axial | Case Size: | Radial |
| Voltage: | 3.3 - 85Vdc | Voltage: | 3.3 - 60Vdc | Voltage: | 26 - 45Vdc |
| Energy: | up to 13.8J up to 50J load dump | Energy: | up to 2J up to 3.5J load dump | Energy: | up to 1.2J up to 3J load dump |
| Cap: | 0.47pF - 30000pF | Cap: | 90pF - 4700pF | Cap: | 0.47pF - 4.7pF |

Figure 2: AVX lines of multi-layer varistors

AVX also offers a specific lineup of MLV's called "Antenna PowerGuard", which provide ultra-low capacitance and tight tolerance for use in RF circuits, sensors, and high-speed data lines. This is achieved through their cascade structure (shown in figure 3), which maintains ESD resistance while reducing total overall capacitance. These devices are an ideal choice for protecting single-pair ethernet data lines in automotive applications.

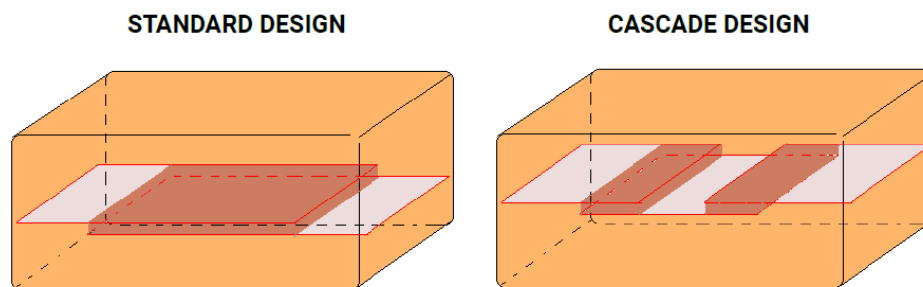


Figure 3: AVX multi-layer varistors offer a cascade structure, which maintains ESD resistance while reducing total overall capacitance

AVX VARISTORS FOR AUTOMOTIVE ETHERNET

A COMPETITIVE COMPARISON

To demonstrate the Advantage of Antenna PowerGuard varistors in automotive ethernet applications, an AVX device (VCAS04AP181R5KATWA) was tested next to a competitive product with similar electrical specifications. The I-V curve for the two devices is shown in figure 4, where it can be seen that the AVX device offers superior clamping voltage across the entire range tested.

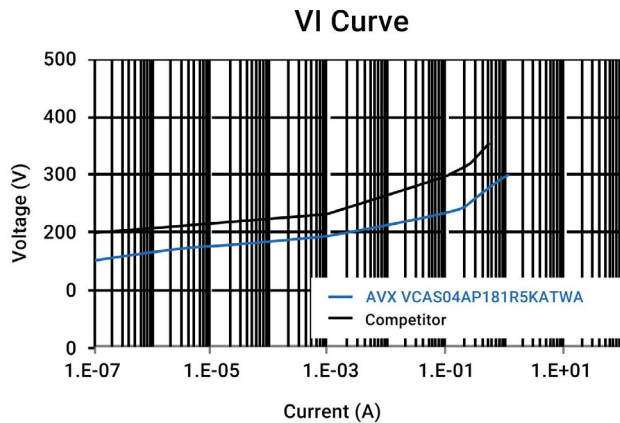


Figure 4: The following I-V curve shows that the AVX device offers superior clamping voltage

Similarly, in transient tests of 100 ns voltage pulses with 200 ps rise times, the AVX device consistently outperforms the competition with a lower clamping voltage.

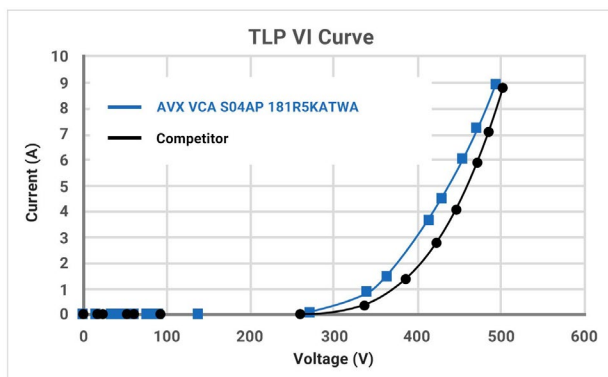


Figure 5: The following I-V curve shows that the AVX varistor outperforms the competition with a lower clamping voltage

Transient energy testing with the 10X1000us pulse shows the ability of the AVX OPEN alliance varistor to suppress a high energy pulse. The AVX design provides higher protection to the circuit than the competitive varistor device. Figure 6 shows the AVX varistor's ability to suppress a transient with a higher applied current, 0.15A for AVX and 0.1A for the competitor without failing. Figure 7 shows the lower clamping voltage with higher transient energy suppressed between the AVX and competitor parts. The AVX device provides improved protection as it is capable to withstand higher energies while better suppressing the transient pulse in the circuit.

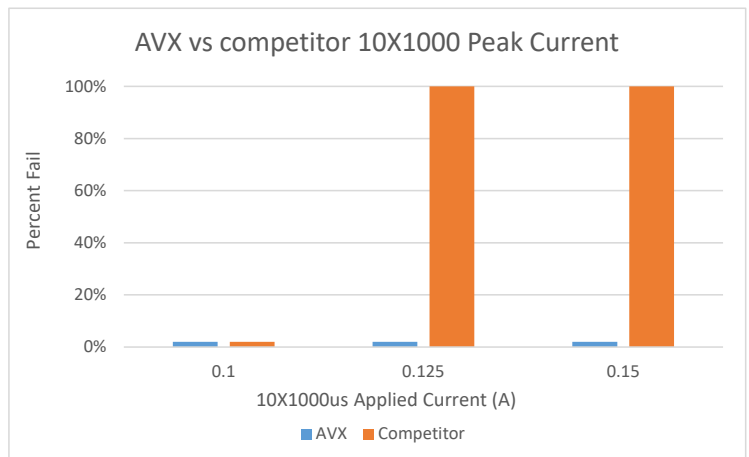


Figure 6: AVX varistor's ability to suppress a transient with a higher applied current

AVX VARISTORS FOR AUTOMOTIVE ETHERNET

A COMPETITIVE COMPARISON

| AVX 1.5pF OPEN Alliance Part | | | |
|------------------------------|---------------------|----------------------|------------|
| | Applied Current (A) | Clamping Voltage (V) | Energy (J) |
| Part 1 | 0.15 | 240 | 0.05 |
| Part 2 | 0.15 | 249 | 0.05 |
| Part 3 | 0.15 | 245 | 0.05 |
| Part 4 | 0.15 | 242 | 0.05 |
| Part 5 | 0.15 | 249 | 0.05 |

| Competitor 1.5pF OPEN Alliance Part | | | |
|-------------------------------------|---------------------|----------------------|------------|
| | Applied Current (A) | Clamping Voltage (V) | Energy (J) |
| Part 1 | 0.10 | 284 | 0.04 |
| Part 2 | 0.10 | 285 | 0.04 |
| Part 3 | 0.10 | 289 | 0.04 |
| Part 4 | 0.10 | 287 | 0.04 |
| Part 5 | 0.10 | 289 | 0.04 |

Figure 7:

AVX devices provide higher energy capability with lower clamping voltage for better transient suppression and circuit protection.

AVX POWERGUARD VARISTOR SOLUTIONS

Automotive Ethernet has evolved into a very high-performance system that is tightly constrained, not only by the traditional goals of low cost and high reliability, but also by the regulatory standards for environmental resilience including ESD and EMI. Achieving these goals requires a broad range of techniques and supporting components, including varistors. AVX offers a wide variety of varistors to support these designs and OPEN Alliance 1000BASE-T1 applications. In particular, AVX's Antenna PowerGuard varistors are perfectly suited to protected automotive ethernet circuits, and as shown through a variety of tests, outperform the competition in every category. To learn more, visit the [AVX Powerguard site](#).



NORTH AMERICA

Tel: +1 864-967-2150

ASIA

Tel: +65 6286-7555

CENTRAL AMERICA

Tel: +55 11-46881960

EUROPE

Tel: +44 1276-697000

JAPAN

Tel: +81 740-321250

NOTICE: Specifications are subject to change without notice. Contact your nearest AVX Sales Office for the latest specifications. All statements, information and data given herein are believed to be accurate and reliable, but are presented without guarantee, warranty, or responsibility of any kind, expressed or implied. Statements or suggestions concerning possible use of our products are made without representation or warranty that any such use is free of patent infringement and are not recommendations to infringe any patent. The user should not assume that all safety measures are indicated or that other measures may not be required. Specifications are typical and may not apply to all applications.



WWW.AVX.COM