







## POKE-HOME CONTACT TECHNOLOGY

### KEY FEATURES:



- *Simple Strip + Poke Wire Insertion*
- *Reusable Twist & Pull Wire Extraction*
- *High Wire Capture Strength*






## STANDARD PRODUCT PORTFOLIO

CONNECTORS	BTB Jumpers 10-9296	Vertical Top Entry & Inverted Thru Board: 00-9296	Single Vertical Top Entry: 58/00-9296	Horizontal: 00-9276	Low Profile Horizontal: 00-9296
					
# of Positions	1 & 2	1, 2, 3, 4, 5, 6	1	1, 2, 3, 4, 6, 8	1, 2, 3, 4, 5, 6
Wire Gauge	N/A	18-26 AWG	18-22 AWG	18-26 AWG	20-26 AWG
Current Rating	9A	Up to 7A/Contact	Up to 8A	Up to 6A/Contact	Up to 8A/Contact
Voltage Rating	300 VAC (Based on Spacing)	600 VAC 1p; 300 VAC 2p-6p	600 VAC	300 VAC	300 VAC
Operating Temp	-40°C to +105°C	-40°C to +125°C	-40°C to +130°C	-40°C to +125°C	-40°C to +130°C
UL Certification	In Process	UL 1977	UL 1977	UL 1977	UL 1977

↓ Linear BTB in use with 70-9296 Contacts ↓

STRIPT <sup>™</sup> CONTACTS	Single Horizontal Contacts: 70-9296	Single & Micro Vertical Contacts: 70-9296
		
# of Positions	1	1
Wire Gauge	12-28 AWG	18-26 AWG
Current Rating	Up to 20A	Up to 15A/Contact
Voltage Rating	300 VAC	300 VAC
Operating Temp	-40°C to +125°C	-40°C to +125°C
UL Certification	UL 1977	UL 1977

WIRE-TO-WIRE		
Reduced Thru Wire Connector: 9286-200	Reduced Junction Box Connector: 9286-250	12-16AWG WTW 9286-300
		
1, 2, 3, 4, 5, 6	4, 6, 8	1
18-24 AWG	18-24 AWG	12-16 AWG
Up to 8A	Up to 8A	Up to 12A
300 VAC	300 VAC	600 VAC
-40°C to +130°C	-40°C to +130°C	-40°C to +125°C
UL 1977	UL 1977	UL 1977